

# HOW TO USE COURSESEARCH

CourseSearch lists over 1,700 courses offered by Victorian TAFEs, universities and colleges. It's a powerful search tool and contains essential information needed during the application process.

Find CourseSearch at [www.vtac.edu.au](http://www.vtac.edu.au) under the 'Find Courses' tab.

If after reading this fact sheet you have questions or need help with CourseSearch, please call us on (03) 9926 1020

## Use CourseSearch to discover courses

### Keyword search

When you type more than one search term, separated by a space—CourseSearch will look for all of them.

The keyword search includes course names, codes, qualifications, majors, institutions or campuses.

#### Search for courses

The keyword search includes course names, codes, qualifications, majors, institutions or campuses. You can also search or refine by institution, estimated ATAR, qualification level, study mode, area of interest, applicant type or application method.

#### Keyword








Course keyword, code or institution



### Filter courses


The list of options can be used with a keyword search to better target your search. Alternatively, you can filter without using the keyword search.

#### Filter courses


-  Universities, TAFEs & Colleges ▼
-  Estimated ATAR ▼
-  Qualifications ▼
-  Study mode ▼
-  Area of interest ▼
-  Applicant type ▼
-  Application method ▼

**27 courses match your search.** Sort by: Relevance ▼

Refine your search using the options to the left.

**Forensic Science** 


Bachelor of Forensic Science: 3 years minimum duration




[Institution name](#)

Institution location

Higher Ed
CSP
IFP
Full-time
Part-time
Apply through VTAC

**Forensic Science/Criminology** 

Bachelor of Forensic Science/Bachelor of Criminology: 4 years minimum duration




[Institution name](#)

Institution location

Higher Ed
CSP
IFP
Full-time
Part-time
Apply through VTAC

### Create a shortlist

When you find a course you are interested in, you can add it to your favourites by clicking on the  button next to the course name. To view, email or remove courses from your favourites list click on "View Favourites" found on the top right hand of the page.

# Understanding course descriptions

## Keyword search

CourseSearch contains important information that helps you to understand to determine whether the course is right for you.

VTAC publishes course information online in CourseSearch. When you view a course description you will see the following information.

## Reading a course entry

### 1 Course title

The course title tells you the area of study.

### 2 Qualification/award name and minimum duration

#### Qualification/award name

The qualification/award name is the formal title of the course including the level of study (e.g. Certificate, Advanced Diploma, Bachelor's degree). However, look beyond the title when researching a course, to ensure it meets your expectations.

#### Minimum duration

The minimum duration is the shortest time in which you can complete the course. Often this is as a full-time student. For part time students it will typically take longer.

### 3 Institution

This tells you which institution the course is offered by.

### 4 Campus

The campuses that the course is offered at. Some institutions have campuses all around Victoria, so as a part of your research, make sure you're able to get to/move to the campus.

### 5 Course codes

Every course that accepts applications through VTAC has a VTAC course code. Some have more than one. These codes are extremely important when applying for courses because the course code is specific to each course, institution, and campus. You find them in course entries on CourseSearch and you will use them when you apply and complete your course preference list. If the course information does not include any VTAC course codes, it means they accept applications directly to the institution (not through VTAC).

### 6 Fee types

The amount you pay for your course will depend on the type of course you are enrolled in. There are Commonwealth supported place (CSP), Domestic fee-paying (DFEE) and VET – Domestic fee-paying (VET) Student Loans for eligible students types courses for Australian students.

### 7 Study mode

This tells you if the course is offered on a full-time and/or a part-time basis. Some courses will be restricted to one mode or the other.

### 8 Lowest ATAR plus SEAS and other adjustment factors

This was the minimum ATAR (includes adjustments made for SEAS and any other adjustments such as subject bonuses if applicable to the course) needed to have been sure of selection into the course up to the main January selection period (if course requirements and prerequisites were also met).

This will only be listed in the course entry if the course used the ATAR as part of their selection process.

The screenshot shows a course entry for 'Design' at 'Example University'. The page is annotated with numbered callouts (1-10) pointing to specific features:

- 1: Course title 'Design'
- 2: Qualification/award name and minimum duration 'Bachelor of Design: 3 years minimum duration'
- 3: Institution 'Example University'
- 4: Campus 'Melbourne'
- 5: Course code '1234567891'
- 6: Fee type 'CSP' (Commonwealth Supported Place)
- 7: Study mode 'Full-time'
- 8: Lowest ATAR plus SEAS and other adjustment factors '70.00'
- 9: Course overview tab
- 10: Major studies section

### 9 Course overview

The course overview gives you a summary of the course, and subsections may include professional accreditation, course fees, career opportunities, pathway options and other additional information. However, this is just an overview—to thoroughly research the course visit the institution's webpage and visit the campus to learn about the course structure and subject offerings.

### 10 Major studies

Major studies are the areas that you can specialise in. Please note that courses with the same name may offer different major studies.

## 11 Course requirements Select your applicant category

A course may have different essential requirements and admission criteria for applicants depending on your educational history and work/ life experience. If you are studying and aiming to complete Year 12 this year, choose the Studying Year 12 category. If you are in Year 11 or Year 10 you can also select this category to see the prerequisite studies required for the year you intend to commence the course, and for an idea of requirements and criteria to expect. Be aware these requirements and criteria may change between years.

## 12 Essential requirements

Essential requirements are criteria for a course that are compulsory for all applicants.

Essential requirements for selection and application must be completed to be considered for selection into the course.

Essential requirements for enrolment or graduation are advisory: they are not required for selection, but the course requires them for enrolment or completion

of the course. These will need to be completed before enrolling or during the course. For example you may be required to complete a first aid certificate before enrolling or a police check before a work placement.

## 13 Compulsory Requirements

Compulsory requirements are criteria for a course that are compulsory for certain applicants. For example, a prerequisite study may be compulsory for year 12 students but not for applicants that have started a bachelor degree.

## 14 Other admission criteria

Admission criteria refers to what will be considered when selecting applicants for entry into a course. These may only apply to certain types of applicant, or may not be compulsory. Read these requirements carefully to discover what may apply to you.

## 15 ATAR profile

Courses that use the ATAR in selection publish an ATAR profile. This is a summary of selection data from the previous year's selection round.

The screenshot shows the 'Course requirements' tab selected. It lists several categories: Essential requirements (12), Selection and application, Enrolment and graduation, Compulsory requirements (13), and Other admission criteria (14). A 'Requirements checklist' box on the right states: 'You must meet the following requirements before you are eligible for an offer: Prerequisite. Carefully read the following admission criteria to see what may apply to you: ATAR, Subject Adjustments, SEAS (Special Entry Access Scheme)'.

The screenshot shows the 'ATAR Profile' section. It includes a table with columns for Course code, Campus, ATAR (Highest, Median, Lowest), and Selection rank (Highest, Median, Lowest). The table shows data for course code 1234567891 at the Melbourne campus.

Course code	Campus	ATAR (excluding adjustment factors)			Selection rank (ATAR plus any adjustment factors)		
		Highest	Median	Lowest	Highest	Median	Lowest
1234567891	Melbourne						

## ATAR profile

The profile shows the highest, median and lowest ATARs of applicants to whom offers were made: firstly for the 'raw' or unadjusted ATAR before any adjustments such as SEAS or subject bonuses are applied, and secondly for the selection rank— the ATAR after adjustments are applied.

The ATAR profile displayed on VTAC CourseSearch entries is the data for the main offer round in January. Institutions may also publish further tables on their websites, which adjust the profiles based on subsequent offers made through VTAC or directly to the institution.

Courses which make a small number of offers based on the ATAR will publish "L/N" (low number) or "<5 offers" instead of numeric data to protect the privacy of those applicants. For courses which do not use the ATAR in selection, you may see an "N/P" or "-" (not published) indication.

The piece of data in an ATAR profile that is most useful to applicants is the 'lowest selection rank'. This represents the minimum selection rank (ATAR or adjusted ATAR) needed to have been sure of selection into that course in that selection period (if course requirements including prerequisites were also met).

The ATAR profile provides an array of other data that you can read about in [The ATAR profile explained](#) fact sheet.

## Student profile

The student profile details the number and percentage of students who commenced the course in the most recent intake, to provide you with an indication of the likely peer cohort of new students.

## How to apply

Most courses in CourseSearch require an application through VTAC, but some require you to apply directly to the institution, this section will provide information on how to apply for the course.

## Further information

You can obtain more information about the course and institution through the websites listed under 'Further information'.